



Leaders in Reception Seating

Lesro Industries, Inc.
55 Peters Road
Bloomfield, CT
06002

Phone
860.243.3226
Fax
860.243.5392
www.lesro.com

Assembly Instructions For Mystic Series

Tools required: 9/16" ratchet, Allen wrenches (included in hardware pack)

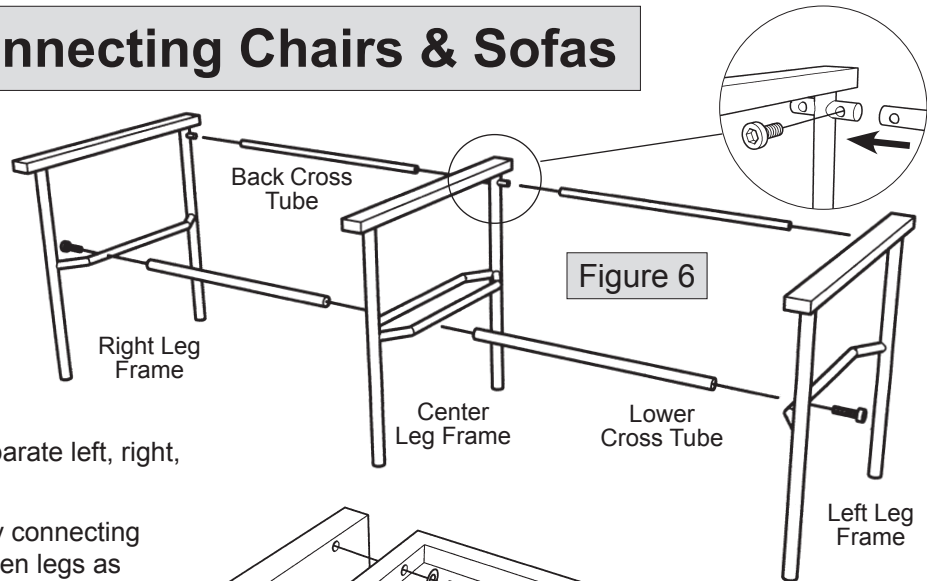
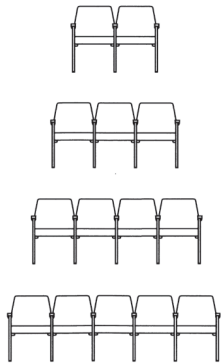
Note: These instructions are intended for various models and configurations, with and without arms. Your products may not look exactly as those shown in the diagrams.

Important: The assembly process requires that some hardware be kept loose until later in the sequence. Follow these instructions closely to ensure correct assembly.

Recommendation: Retighten all bolts on a seasonal basis to ensure your product remains strong and stable for many years of use.

Weight Capacity: All chairs in these series have a weight capacity of 275 lbs. per seat, unless otherwise stated.

Connecting Chairs & Sofas



1. Unpack and identify all parts. Separate left, right, and center leg frames.
2. Build complete frame assembly by connecting back and lower cross tubes between legs as shown in figure 6. Use 2" Allen bolts for lower cross tubes and keep these bolts loose for now. (Leave about 1/4" of exposed threads) Use 1/2" Allen bolts for back cross tubes. Tighten these bolts securely.
3. Frame can be set aside for the time being.
4. Attach seat cushions to back cushions using 3" hex bolts and washers as shown in figure 7. Keep these bolts loose for now. Repeat until all cushion sets are assembled.
5. Set each cushion assembly into each chair frame as shown in figure 8. Align holes in frame with holes in cushions and connect using 3" Allen bolts as shown in figure 9.
6. Tighten all bolts securely at this time, including all lower cross tube bolts from step 2 and all seat cushion hex bolts from step 4.
7. Your product is now assembled and ready to use.

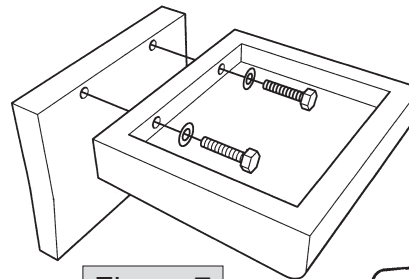


Figure 7

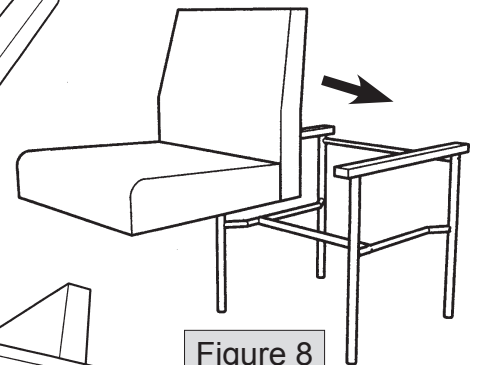


Figure 8

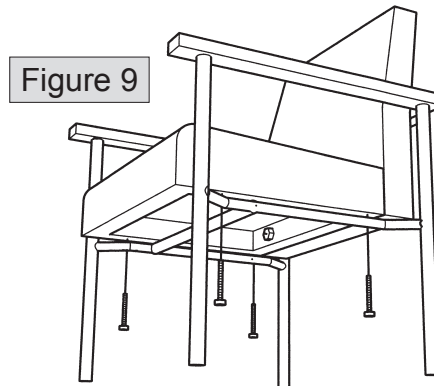


Figure 9

Thank you for purchasing a Lesro product.
Need assistance with assembly? Call Lesro customer service 1-800-275-7545.
Visit us on-line at www.lesro.com