

# LENOX STEEL

## Product Features:

- Sturdy steel construction for high traffic environments
- Chairs available in 300 lb., 400 lb. and 750 lb. capacity models
- Durable powder coat finish

A 6% Tariff Surcharge will be applied to all orders received on or after July 1, 2019. Please contact us for additional information.

## Seating


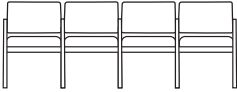

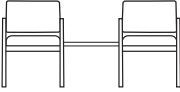
	Model#/ Description	Specifications/Dimensions	Shipping	Pricing
	<b>LS1801G7</b> Guest Chair 300 lb. Capacity	Seat Height: 18.5 Arm Height: 25.5 Overall: 22.5 x 24.5 x 32 Inside: 19.5 x 17 x 16 COM Yardage: 1.5	W"xD"xH" UPS/FedEx: Yes Weight: 30 Cube: 4.3 Cartons: 1	Grade 2 \$ 434 Grade 3 \$ 495 Grade 4 \$ 507 Grade 5 \$ 521 Grade 6 \$ 543 Grade 7 \$ 574 Grade 8 \$ 616 Grade 9 \$ 676 Grade 10 \$ 756 Grade 11 \$ 853 Grade 12 \$ 979 Grade 13 \$ 1,142
GSA SIN 711-18				
	<b>LS1861G7</b> Oversize Guest 400 lb. Capacity	Seat Height: 18.5 Arm Height: 25.5 Overall: 24.5 x 24.5 x 32 Inside: 21.5 x 17 x 16 COM Yardage: 1.5	UPS/FedEx: Yes Weight: 32 Cube: 4.3 Cartons: 1	Grade 2 \$ 508 Grade 3 \$ 581 Grade 4 \$ 595 Grade 5 \$ 613 Grade 6 \$ 638 Grade 7 \$ 675 Grade 8 \$ 726 Grade 9 \$ 798 Grade 10 \$ 895 Grade 11 \$ 1,011 Grade 12 \$ 1,162 Grade 13 \$ 1,358
GSA SIN 711-18				
	<b>LS1891G7</b> Bariatric Chair 750 lb. Capacity	Seat Height: 18.5 Arm Height: 25.5 Overall: 33 x 24.5 x 32 Inside: 30 x 17 x 16 COM Yardage: 2.75	UPS/FedEx: Yes Weight: 60 Cube: 9.1 Cartons: 1	Grade 2 \$ 880 Grade 3 \$ 1,013 Grade 4 \$ 1,039 Grade 5 \$ 1,072 Grade 6 \$ 1,118 Grade 7 \$ 1,186 Grade 8 \$ 1,280 Grade 9 \$ 1,412 Grade 10 \$ 1,589 Grade 11 \$ 1,802 Grade 12 \$ 2,078 Grade 13 \$ 2,437
GSA SIN 71-316				
	<b>LS1802G7</b> Guest Chair Armless	Seat Height: 18.5 Arm Height: N/A Overall: 22.5 x 24.5 x 32 Inside: N/A COM Yardage: 1.5	UPS/FedEx: Yes Weight: 28 Cube: 4.3 Cartons: 1	Grade 2 \$ 434 Grade 3 \$ 495 Grade 4 \$ 507 Grade 5 \$ 521 Grade 6 \$ 543 Grade 7 \$ 574 Grade 8 \$ 616 Grade 9 \$ 676 Grade 10 \$ 756 Grade 11 \$ 853 Grade 12 \$ 979 Grade 13 \$ 1,142
GSA SIN 711-18				
	<b>LS1491G7</b> Hip Chair	Seat Height: 24.5 Arm Height: 31.5 Overall: 22.5 x 25.5 x 38 Inside: 19.5 x 17 x 16 COM Yardage: 1.5	UPS/FedEx: Yes Weight: 36 Cube: 5.5 Cartons: 1	Grade 2 \$ 569 Grade 3 \$ 630 Grade 4 \$ 642 Grade 5 \$ 656 Grade 6 \$ 678 Grade 7 \$ 709 Grade 8 \$ 751 Grade 9 \$ 811 Grade 10 \$ 891 Grade 11 \$ 988 Grade 12 \$ 1,114 Grade 13 \$ 1,277
GSA SIN 71-316				
	<b>LS2801G7</b> 2 Seat Sofa	Seat Height: 18.5 Arm Height: 25.5 Overall: 43.5 x 24.5 x 32 Inside: 41 x 17 x 16 COM Yardage: 3	UPS/FedEx: Yes Weight: 48 Cube: 10.1 Cartons: 1	Grade 2 \$ 836 Grade 3 \$ 958 Grade 4 \$ 982 Grade 5 \$ 1,010 Grade 6 \$ 1,054 Grade 7 \$ 1,116 Grade 8 \$ 1,200 Grade 9 \$ 1,320 Grade 10 \$ 1,480 Grade 11 \$ 1,674 Grade 12 \$ 1,926 Grade 13 \$ 2,252
GSA SIN 711-17				
	<b>LS2803G7</b> 2 Seats w/ Center Arm	Seat Height: 18.5 Arm Height: 25.5 Overall: 43.5 x 24.5 x 32 Inside: 19.5 x 17 x 16 COM Yardage: 3	UPS/FedEx: Yes Weight: 50 Cube: 10.1 Cartons: 1	Grade 2 \$ 836 Grade 3 \$ 958 Grade 4 \$ 982 Grade 5 \$ 1,010 Grade 6 \$ 1,054 Grade 7 \$ 1,116 Grade 8 \$ 1,200 Grade 9 \$ 1,320 Grade 10 \$ 1,480 Grade 11 \$ 1,674 Grade 12 \$ 1,926 Grade 13 \$ 2,252
GSA SIN 711-17				
	<b>LS3801G7</b> 3 Seat Sofa	Seat Height: 18.5 Arm Height: 25.5 Overall: 64.5 x 24.5 x 32 Inside: 62 x 17 x 16 COM Yardage: 4.5	UPS/FedEx: Yes Weight: 64 Cube: 10.1 Cartons: 1	Grade 2 \$ 1,238 Grade 3 \$ 1,421 Grade 4 \$ 1,457 Grade 5 \$ 1,499 Grade 6 \$ 1,565 Grade 7 \$ 1,658 Grade 8 \$ 1,784 Grade 9 \$ 1,964 Grade 10 \$ 2,204 Grade 11 \$ 2,495 Grade 12 \$ 2,873 Grade 13 \$ 3,362
GSA SIN 711-17				

## Product Features:


- Generous space between seat and back for easy cleaning
- Optional urethane armpads available for comfort and protection
- High pressure laminate table tops


# LENOX STEEL

## Seating, Benches & Tables

	Model#/Description	Specifications/Dimensions	Shipping	Pricing			
 <p>GSA SIN 711-17</p>	<b>LS3803G7</b> <b>3 Seats w/ Center Arms</b>	<i>W"xD"xH</i> Seat Height: 18.5 Arm Height: 25.5 Overall: 64.5 x 24.5 x 32 Inside: 19.5 x 17 x 16 COM Yardage: 4.5	UPS/FedEx: Yes Weight: 66 Cube: 10.1 Cartons: 1	Grade 2	\$ 1,238	Grade 8	\$ 1,784
				Grade 3	\$ 1,421	Grade 9	\$ 1,964
 <p>GSA SIN 711-17</p>	<b>LS4803G7</b> <b>4 Seats w/ Center Arms</b>	Seat Height: 18.5 Arm Height: 25.5 Overall: 85.5 x 24.5 x 32 Inside: 19.5 x 17 x 16 COM Yardage: 6	UPS/FedEx: Yes Weight: 88 Cube: 14.4 Cartons: 2	Grade 2	\$ 1,640	Grade 8	\$ 2,368
				Grade 3	\$ 1,884	Grade 9	\$ 2,608
 <p>GSA SIN 711-17</p>	<b>LS5803G7</b> <b>5 Seats w/ Center Arms</b>	Seat Height: 18.5 Arm Height: 25.5 Overall: 106.5 x 24.5 x 32 Inside: 19.5 x 17 x 16 COM Yardage: 7.5	UPS/FedEx: Yes Weight: 108 Cube: 20.2 Cartons: 2	Grade 2	\$ 2,042	Grade 8	\$ 2,952
				Grade 3	\$ 2,347	Grade 9	\$ 3,252
 <p>GSA SIN 711-17</p>	<b>LS2411G7</b> <b>2 Chairs w/ Connecting Center Table</b>	Seat Height: 18.5 Arm Height: 25.5 Overall: 65 x 24.5 x 32 Inside: 19.5 x 17 x 16 COM Yardage: 3	UPS/FedEx: Yes Weight: 68 Cube: 11.4 Cartons: 2	Grade 2	\$ 1,115	Grade 8	\$ 1,479
				Grade 3	\$ 1,237	Grade 9	\$ 1,599

## Seating Options

 <p>GSA SIN 711-17</p>	<b>UV0GB</b> <b>Chair Ganging Brackets</b> <b>(Set of 2)</b>	<i>Brackets space chairs approximately 1½" apart and fit guest, armless, oversize and bariatric.</i>	\$ 33
---	--	--	-------

 <p>OPEN MARKET</p>	<b>Black Urethane Armpads (Set of 2)</b>	\$ 48
	<b>Black Urethane Armpad (Additional)</b>	\$ 24


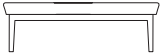



Please request when ordering

# LENOX STEEL

## Product Features:

- Sturdy steel construction for high traffic environments
- Durable powder coat finish
- High pressure laminate tabletops

## Benches & Tables

	Model#/ Description	Specifications/Dimensions	Shipping	Pricing
	<b>LS1015B7</b> 2 Seat Bench	W"xD"xH" Seat Height: 18.5 Overall: 45 x 21 x 18.5 COM Yardage: 1.75	UPS/FedEx: Yes Weight: 38 Cube: 4.9 Cartons: 1	Grade 2 \$ 657 Grade 3 \$ 742 Grade 4 \$ 758 Grade 5 \$ 779 Grade 6 \$ 809 Grade 7 \$ 852 Grade 8 \$ 912 Grade 9 \$ 996 Grade 10 \$ 1,108 Grade 11 \$ 1,244 Grade 12 \$ 1,419 Grade 13 \$ 1,648
GSA SIN 711-18				
	<b>LS1016B7</b> 3 Seat Bench	Seat Height: 18.5 Overall: 67 x 21 x 18.5 COM Yardage: 2.25	UPS/FedEx: Yes Weight: 49 Cube: 6.2 Cartons: 1	Grade 2 \$ 891 Grade 3 \$ 1,000 Grade 4 \$ 1,021 Grade 5 \$ 1,048 Grade 6 \$ 1,086 Grade 7 \$ 1,142 Grade 8 \$ 1,218 Grade 9 \$ 1,326 Grade 10 \$ 1,471 Grade 11 \$ 1,645 Grade 12 \$ 1,871 Grade 13 \$ 2,165
GSA SIN 711-18				
	<b>LS1285T5</b> End Table	Overall: 20 x 20 x 20	UPS/FedEx: Yes Weight: 23 Cube: 1.8 Cartons: 1	\$ 356
GSA SIN 711-11				
	<b>LS1485T5</b> Coffee Table	Overall: 40 x 20 x 16	UPS/FedEx: Yes Weight: 34 Cube: 2.3 Cartons: 1	\$ 477
GSA SIN 711-11				
	<b>LS0295T1</b> Connecting Center Table	Overall: 20 x 22 x 15	UPS/FedEx: Yes Weight: 13 Cube: 1.2 Cartons: 1	\$ 247
GSA SIN 711-17				